

Contents

- Overview
- LCD Display
- Power On/Off
- Charge Your Devices
- Charge DELTA 2
- X-Boost
- EPS
- Care and Maintenance
- Specifications
- EcoFlow App
- What's in the Box
- Accessories
- FAQ
- Safety Instructions
- Certification and Compliance



FAQ



EcoFlow App



After-sales
Policy



Community

Overview

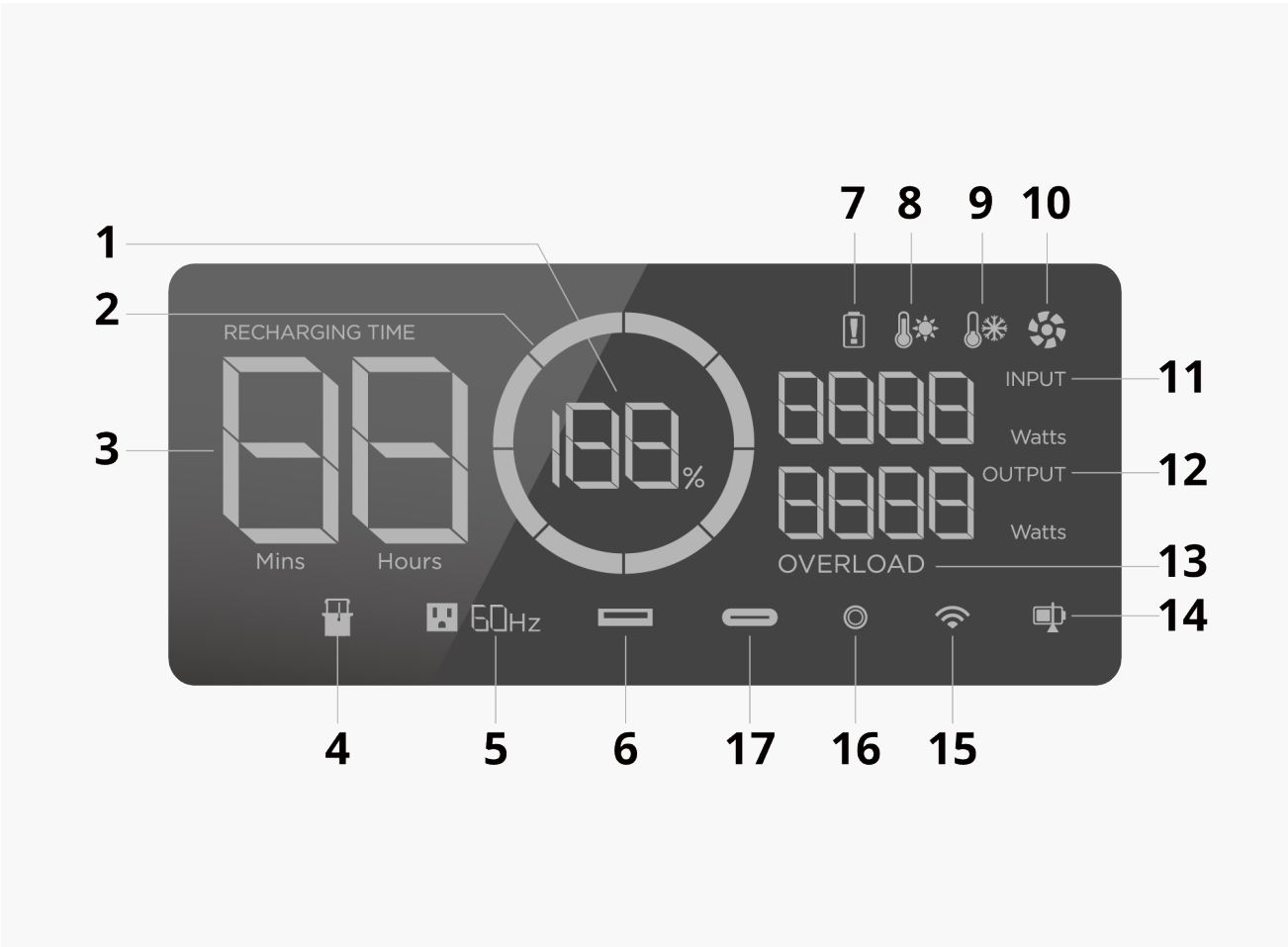


1	LCD screen	10	AC power button
2	Bluetooth pairing indicator	11	DC5521 output ports
3	USB-A output ports	12	Car outlet
4	USB-C output ports	13	Overload protection switch
5	Main power button	14	AC output sockets*
6	USB-A fast charging output ports	15	12V DC power button

7	USB power button	16	Ventilation fan
8	Solar/car charging input port	17	Extra battery port
9	X-Stream charging input port		

- The types of AC sockets and AC charging cables vary in different countries or regions. Please refer to the actual product.
- AC Timeout Tip: The AC output port of the power station will automatically turn off if the port is idle for a certain period. When the power station is connected to intermittent loads like refrigerators or air conditioners, this feature may be triggered. To ensure continuous power supply for critical uses, such as storing medicines, vaccines, the perishables, or other valuable items in a refrigerator, set the power station’s AC timeout interval to never in the EcoFlow app. Additionally, regularly check the power station’s battery level.

LCD Display



1	Remaining battery percentage*	10	Fan
2	Battery level*	11	Input power
3	Remaining charging/ discharging time	12	Output power
4	Extra battery	13	Overload warning
5	AC output	14	State of charge
6	USB-A output	15	Wi-Fi status*
7	Battery failure warning	16	12V DC output
8	High temperature warning	17	USB-C output

Remaining battery percentage + Battery level

- Charging: Rotating clockwise
Fully charged: 100%
Flat battery: Flashing

Wi-Fi status

- Solid: Internet connection succeeded
Off: Internet connection failed

Refer to "[Troubleshooting](#)" for details.

Power On/Off


Power On: Short press once

After the product is turned on, press the main power button once to turn on or off the LCD screen.

Power Off: Long press for 3s

The product defaults to 2 hours of standby time. With the output power buttons turned off and no load for 2 hours, the product will shut off automatically. You can set the standby time in the EcoFlow app.

If the product is not used for 5 minutes, it will enter sleep mode with the LCD screen shut off. When you start to use the product again, the LCD screen will turn on automatically.



Charge Your Devices

USB Output

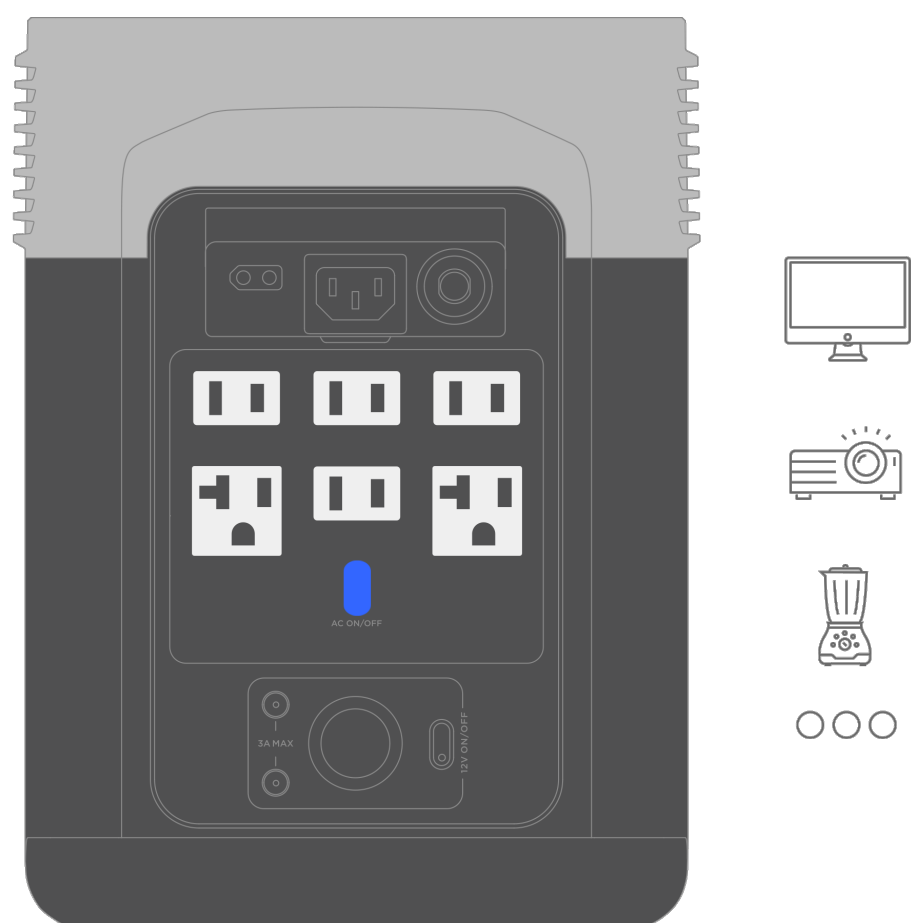
- Press the USB Power Button once to turn on/off the USB output ports.
- Maximum power of every USB output port:
USB-A: 12W/18W (fast charge)
USB-C: 100W



After the USB Power Button is turned on, the product will not shut off automatically. Make sure that the total power of all loaded devices is lower than the rated power.

AC Output

- Press the AC Power Button once to turn on/off the AC output sockets.
- Total power: 1800W



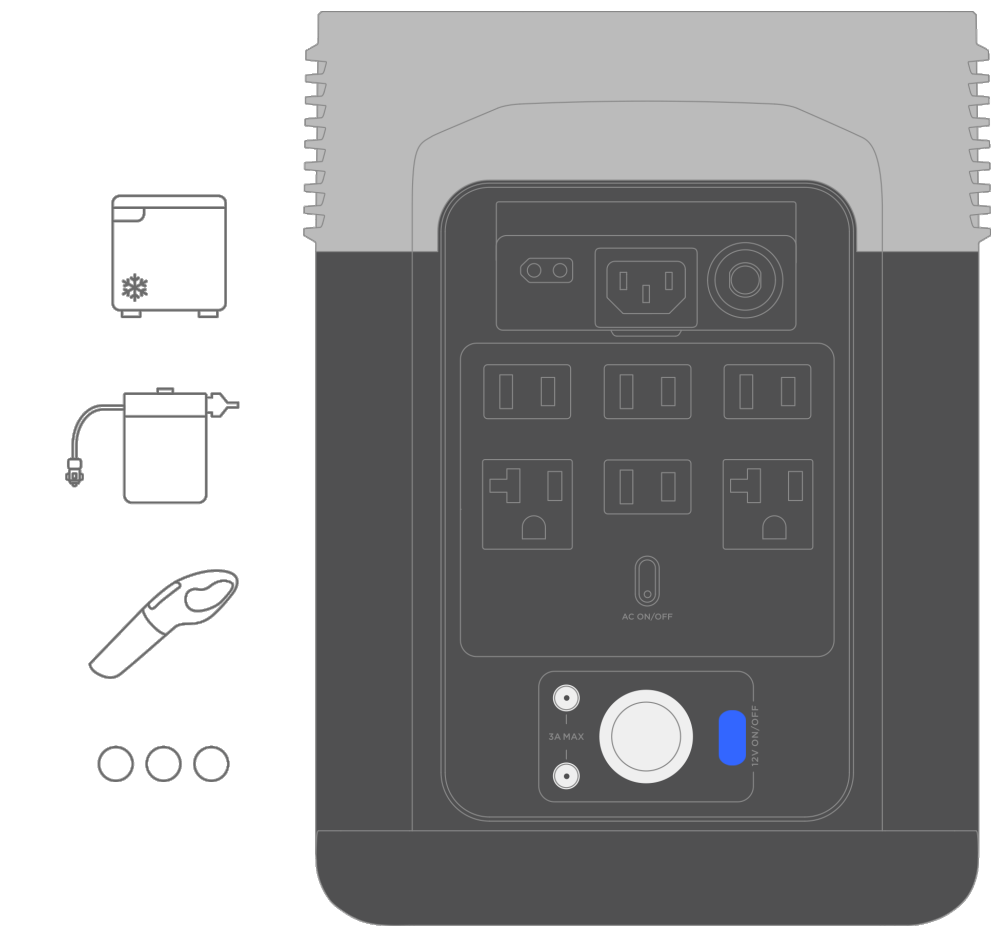
Please make sure that the total power of all loaded devices is not higher than

1800W. After 12 hours without any load for the AC output ports, the AC Power Button will shut down automatically.

- AC Timeout Tip: The AC output port of the power station will automatically turn off if the port is idle for a certain period. When the power station is connected to intermittent loads like refrigerators or air conditioners, this feature may be triggered. To ensure continuous power supply for critical uses, such as storing medicines, vaccines, the perishables, or other valuable items in a refrigerator, set the power station’s AC timeout interval to never in the EcoFlow app. Additionally, regularly check the power station’s battery level.

12V DC Output (DC5521 & Car Charging)

- Press the 12V DC Power Button once to turn on/off the DC output ports.
- DC5521 ports: 38W max. per port
Car Outlet: 126W max.

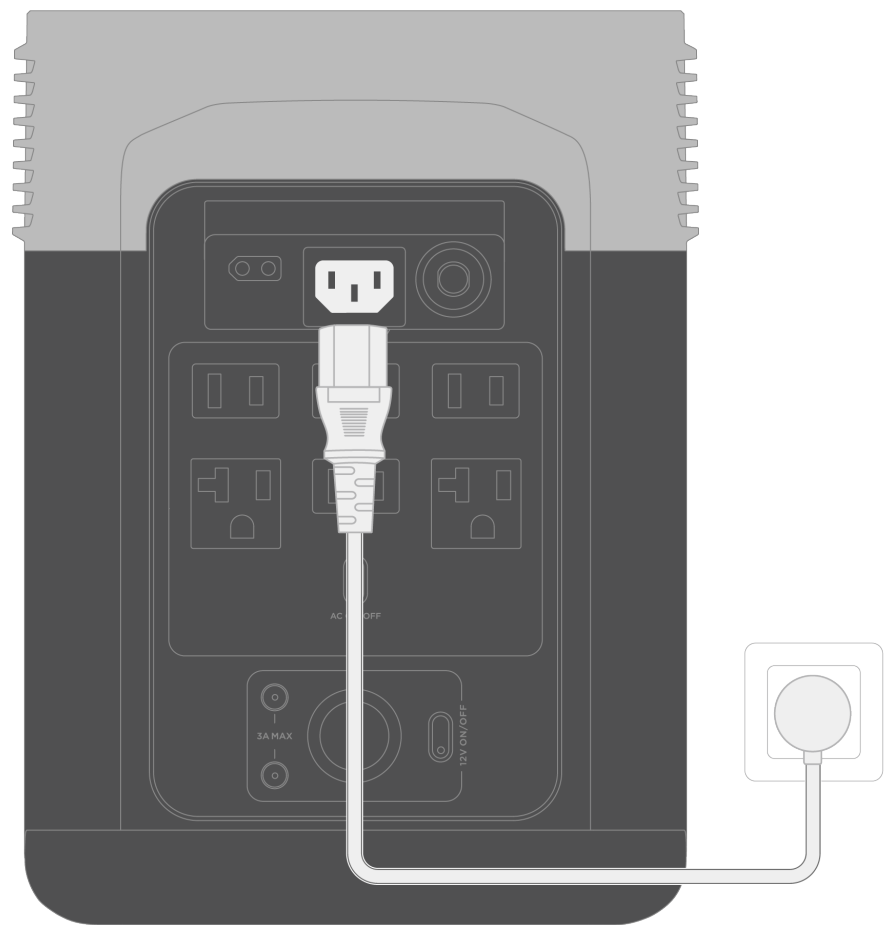


After the 12V DC output power button is turned on, the product will not shut off automatically. Make sure that the total power of all loaded devices is lower than the rated power.

Charge DELTA 2

AC Charging

- X-Stream fast charging, 1200W Max.
- Fully charged in 72 min

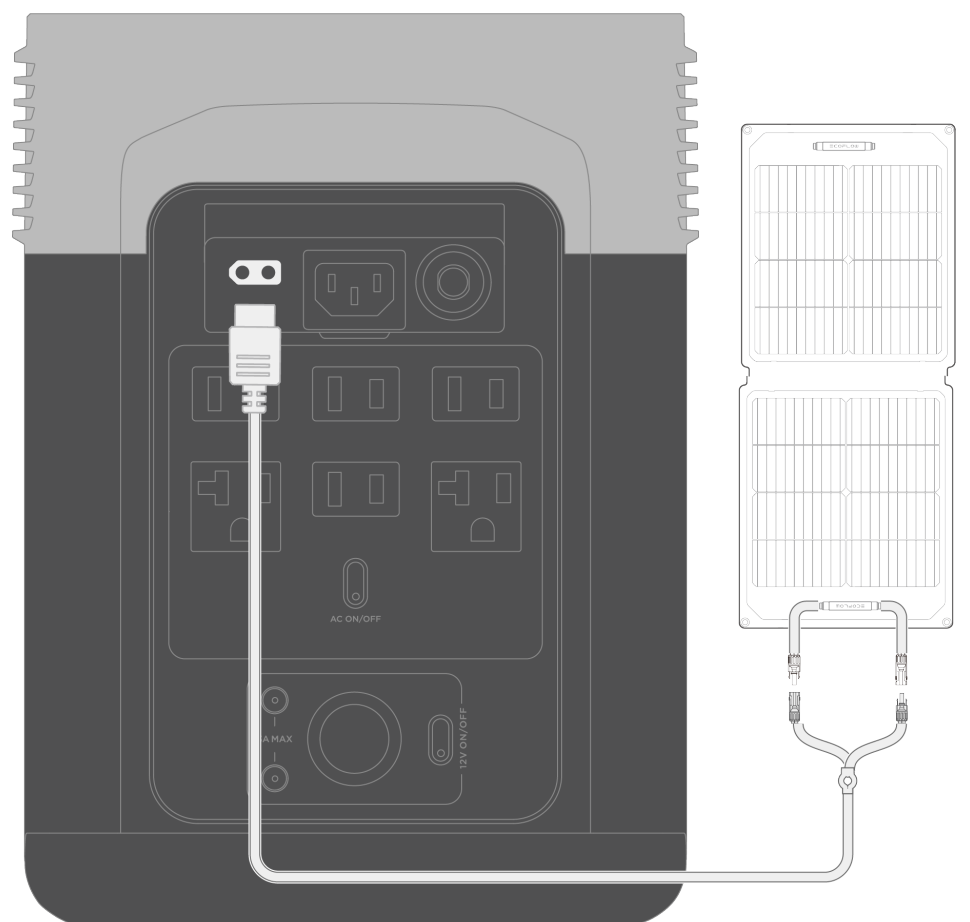


You can adjust the charging speed on EcoFlow App.

When the AC input current remains higher than 20A, the X-Stream charging input port will activate self-protection, and the Overload Protection Switch on the product will automatically pop up. After confirming that there is no product failure, you can press the Overload Protection Switch to resume charging.

Solar Charging

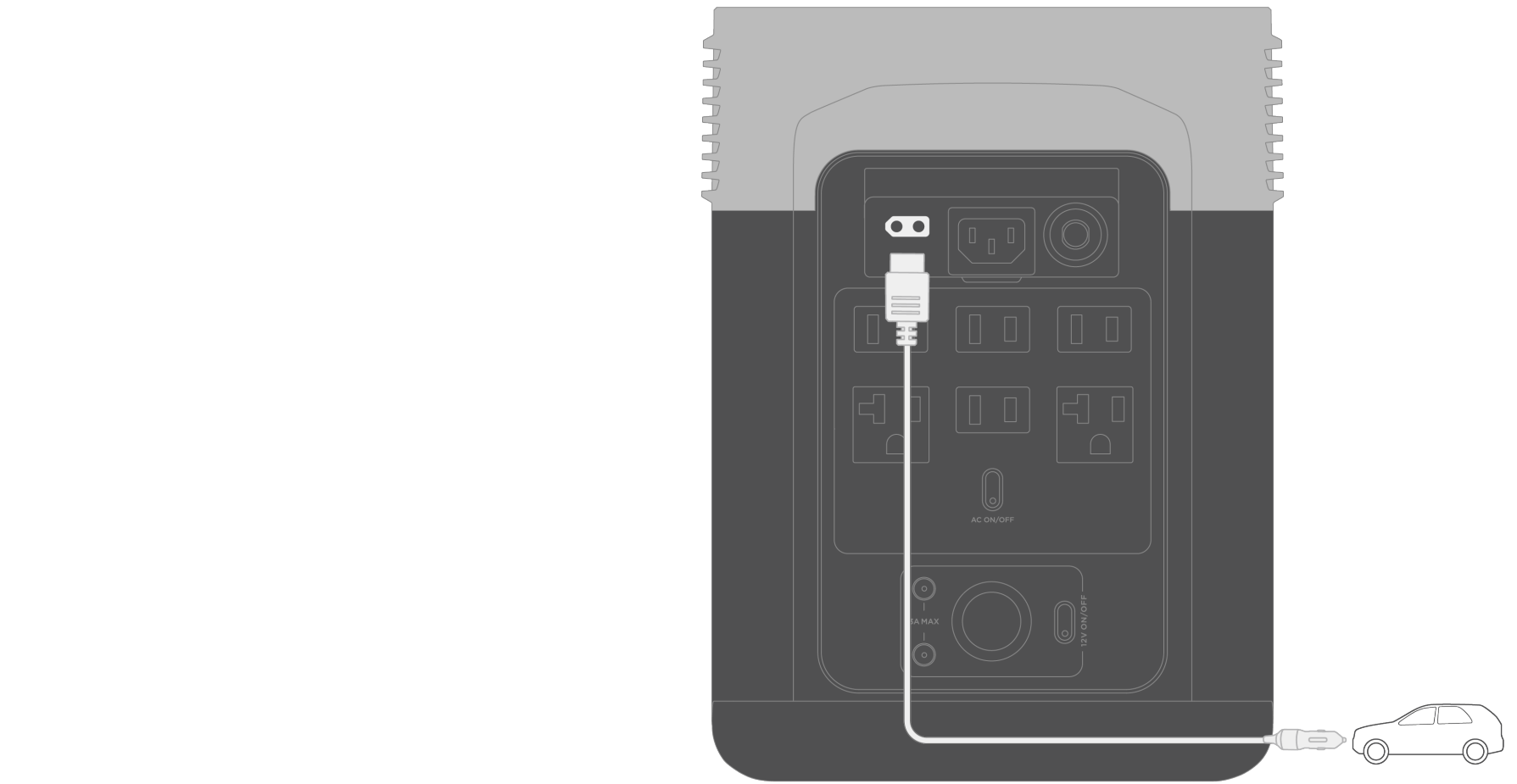
- 500W Max.



1. Before connecting the solar panel, please ensure that the solar panel's output voltage is within 60V to avoid product damage.
2. [Solar to XT60/XT60i Charging Cable](#) and [solar panels](#) are not included in the package.
3. When using an EcoFlow solar panel to charge the product, please follow the instructions that come with the solar panel.

Car Charging

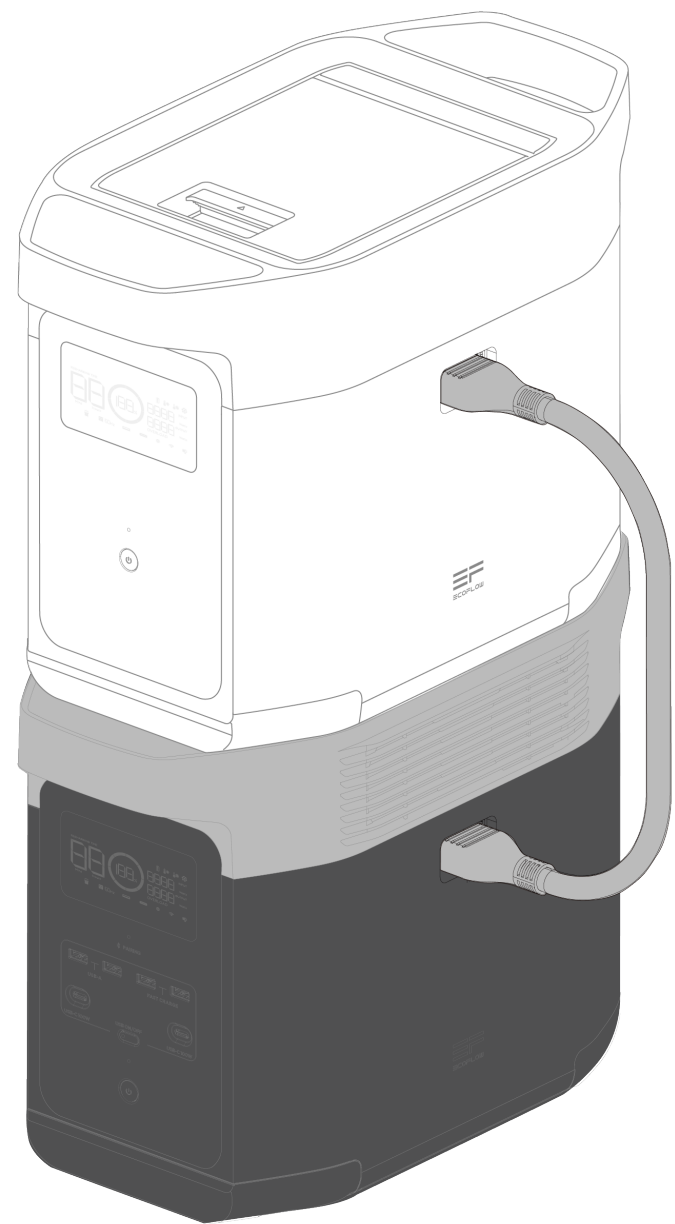
- Supports 12V/24V Battery, default 8A



To avoid failure to start due to insufficient car battery, use the car charger after the vehicle is started. In addition, please make sure that the cigarette lighter of the Car Outlet and the Car Charger Input Cable are in good condition. EcoFlow takes no responsibilities for any losses or damages caused by failures to follow instructions.

Smart Extra Battery

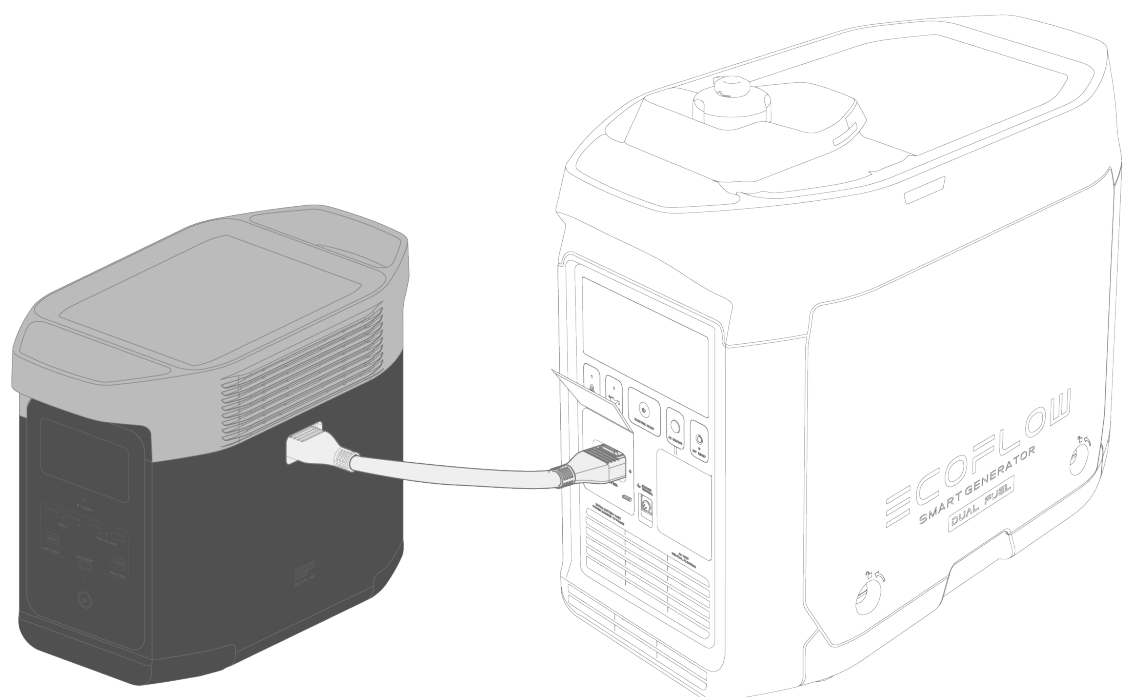
A single DELTA 2 can connect up to 1 Smart Extra Battery for additional capacity. Refer to the user manuals of the DELTA 2 Smart Extra Battery and Smart Generator for detailed instructions.



1. Turn off both the Smart Extra Battery and DELTA 2 before connecting or disconnecting them.
2. Before using, make sure both DELTA 2 and Smart Extra Battery display the extra battery icon on their screens.
3. Do not directly connect or remove the Smart Extra Battery during charging and discharging processes. If you need to connect or remove it midway, please turn off the product first.
4. Do not touch the metal terminals of the Smart Extra Battery connector. If the metal terminals need to be cleaned, gently wipe them with a dry cloth.

Smart Generator

You can recharge DELTA 2 with the Smart Generator. Please check the Smart Generator manual for more information.



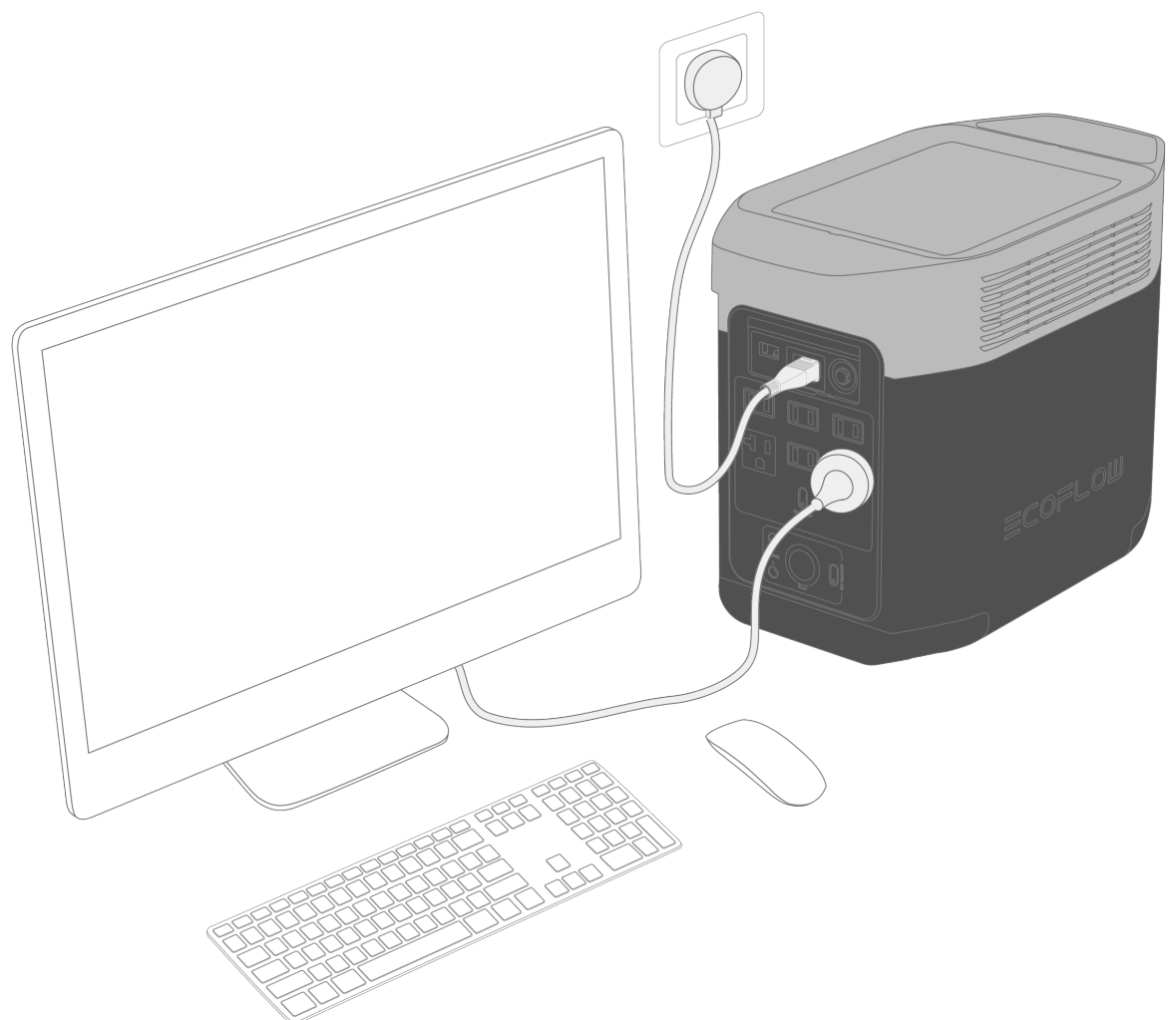
X-Boost

To avoid operation failure due to overload protection, the X-Boost feature will be automatically enabled when the total output exceeds the rated output power, which enables the product to power high wattage appliances at the rated output power.

1. X-Boost is not available when the AC output is turned on in a recharging state (in bypass mode*).
 2. X-Boost is enabled by default. You can adjust it in the EcoFlow App.
 3. X-Boost is not available for all electrical appliances; it's incompatible with appliances with strict voltage requirements. Appliances with voltage protection (such as precise instruments) are not supported. X-Boost mode is more suitable for heating devices. Please conduct your own tests with your devices with X-Boost enabled.
- Bypass mode: When the product is plugged into the power socket for recharging and connected to other devices at the same time, it cannot provide power to the devices if the AC power button is turned on, instead, the devices are powered by the grid.

EPS

The product supports emergency power supply (EPS). Please connect the grid power to the AC input port of the product through an AC cable, then power your device through the AC output port of the product (as figure below).



AC power will come from the grid instead of the power station in this situation (bypass mode). In case of a sudden blackout, the product can automatically switch to battery-powered supply mode within 30ms.

-
1. As a basic UPS feature, it does not support 0ms switching. Please do not connect the product to any device that requires 0ms UPS (such as data servers and workstations). Please test and confirm the compatibility before using the product.
 2. We recommend that you only charge one device at a time and avoid using multiple ones at the same time to avoid overload protection. EcoFlow takes no responsibilities for any device failures or data losses caused by failures to follow instructions.
-

Care and Maintenance

1. Ideally, use and store the product in a place of between 20°C - 30°C (68°F - 86°F), and always keep it away from water, intense heat, and sharp objects. For an extended product lifespan, do not store it in places above 45°C (113°F) or below -10°C (14°F).
2. For long-term storage, please discharge the product every three months (firstly discharge it to 0%, then recharge it to 60%); the product will not be covered by the warranty if it is not charged or discharged for more than 6 months.

Specifications

General Info	
Net Weight	Approximately 12kg (27lbs)
Dimensions	400 × 211 × 281mm (15.7 × 8.3 × 11.1in)
Capacity	1024Wh, 51.2V [≈]
Wi-Fi	Frequency Range: 2412-2462MHz/2422-2452MHz(US/CA) 2412-2472MHz/2422-2462MHz(EU/UK/AU/ZA) Maximum Output Power: 0.071W/0.177W (US/CA) 14.85dBm(EU/UK/AU/ZA)
Bluetooth	Frequency Range: 2402-2480MHz(US/CA/EU/UK/AU/ZA) Maximum Output Power: 0.005W/0.012W (US/CA) 9.39 dBm (EU/UK/AU/ZA)
Output Ports	
AC	Pure Sine Wave, 1800W total (surge 2700W) 120V~50Hz/60Hz(US/CA) 230V~ 50Hz/60Hz(EU/UK/ZA) 240V~50Hz(AU)

AC (bypass mode)	100-120V~50/60Hz total 13A (US/CA) 220-240V~50Hz/60Hz total 9A (EU/UK/AU/ZA)
Max X-Boost Output Power	2200W (US/CA) 2400W (EU/UK/AU/ZA)
USB-A (×2)	5V≡2.4A, 12W max. per port, total 24W
USB-A Fast Charging (×2)	5V≡2.4A, 9V≡2A, 12V≡1.5A 18W max. per port, total 36W
USB-C (x2)	5/9/12/15/20V≡5A 100W max. per port, total 200W
Car Outlet	12.6V≡10A, 126W max.
DC5521 Output (x2)	12.6V≡3A, 38W max. per port
Input Ports	
AC Charging	X-Stream Fast Charging 1200W max.
AC Input Voltage	100-120V~50Hz/60Hz (US/CA) 220V-240V~10A, 50Hz/60Hz (EU/UK/AU/ZA)
Solar Charging	11-60V≡15A Max, 500W max.
Car Outlet	Supports 12V/24V Battery, 8A by default
Battery Info	
Cell Chemistry	LFP
Cycle Life	3000 cycles to 80% + capacity
Protection Type	Over Voltage Protection, Overload Protection, Over Temperature Protection, Short Circuit Protection, Low Temperature Protection, Low Voltage Protection, Overcurrent Protection
Environmental Operating Temperatures	
Optimal Operating Temperature	20°C - 30°C (68°F - 86°F)
Discharging Temperature	-10°C - 45°C (14°F - 113°F)
Charging Temperature	0°C - 45°C (32°F - 113°F)
Storage Temperature	-10°C - 45°C (14°F - 113°F) (optimal: 20°C - 30°C (68°F - 86°F))
Add-ons (sold separately)	
Smart Extra	Supported (sold separately)

Battery

Smart
Generator Supported (sold separately)

1. The car outlet shares power with the DC5521 output port, offering a maximum output of 126W.
2. Whether the product can be charged or discharged depends on the actual temperature of the battery pack.

EcoFlow App

Control, monitor and customize your EcoFlow DELTA 2 from afar with the EcoFlow App.

How to Connect >

What's in the Box



1. DELTA 2 Portable Power Station
2. User Manual & Warranty Card
3. AC Charging Cable
4. Car Charging Cable
5. DC5521 to DC5525 Cable

Accessories

Explore More at EcoFlow ...

FAQ

1. What battery does the product use?

High-quality LFP battery.

2. What devices can the product's AC output port power?

With high rated power and peak power, the product's AC output port can power most household appliances. Before you use it, we recommend that you confirm the power of the appliances first and ensure the power sum of all loaded appliances is lower than the rated power.

3. How long can the product charge my devices?

The charging time is shown on the product's LCD Screen, which can be used to estimate the charging time of most appliances with stable power usage.

4. How do I know if the product is charging?

When it's charging, the remaining charging time will be shown on the LCD Screen. Meanwhile, the charging indicator icon begins to rotate with the remaining battery percentage and the input power shown on the right of the circle.

5. How do I clean the product?

Gently wipe it with a dry, soft, clean cloth or paper towel.

6. How do I store the product?

Before storing, please turn off the product first, and then store it in a dry and ventilated place at room temperature. Do not place it near water sources.

7. Can I bring the product on a plane?

No.

Still not solve your problem? Please [click here](#) for more information.

Safety Instructions

Usage>

1. Do not use the product near a heat source, such as a fire source or a heating furnace.
2. Avoid contact with any liquid. Do not immerse the product in water or get it wet. Do not use the product in the rain or humid environments.
3. Do not use the product in an environment with strong static electricity/magnetic fields.
4. Do not disassemble the product in any way or pierce the product with sharp objects.
5. Avoid using wires or metal objects that may result in a short circuit.
6. Do not use unofficial components or accessories. If you need to replace any components or accessories, please visit official EcoFlow channels to check relevant information.
7. When using the product, please strictly follow the operating temperatures specified in this user manual. If the temperature is too high, it may result in

a fire or explosion; if the temperature is too low, the product performance may be severely reduced, or the product may cease to work.

8. Do not stack any heavy objects on the product.
9. Do not forcibly block the fan during use.
10. Please avoid impact, falls, or severe vibrations when using the product. In case of a severe external impact, turn off the power supply immediately and stop using the product. Ensure the product is well fastened during transportation to avoid vibrations and impacts.
11. If you accidentally drop the product into water during use, please place it in a safe open area, and stay away from it until it is completely dry. The dried product should not be used again, and should be properly disposed of according to section "Disposal Guide". If the product catches fire, we recommend that you use the fire extinguishers in the following order: water or water mist, sand, fire blanket, dry powder, and finally a carbon dioxide fire extinguisher.
12. Use a dry cloth to clean off dirt from the product ports.
13. Put the product on a flat surface to avoid damages caused by the product falling over. If the product is overturned and severely damaged, turn it off immediately, place the battery in an open area, keep it away from combustible matter and people, and dispose of it in accordance with local laws and regulations.
14. Ensure that the product is kept out of reach of children and pets.
15. Store the product in a dry and ventilated place.
16. We recommend that you use moisture barrier bags in wet environments (for example, places by the sea or waterways) to prevent the product from getting soaked. If water is found inside the product, it must not be used or turned on again. Please take anti-electric shock measures before touching the product. Following this, place the product in a safe, waterproof and open area. Once complete contact EcoFlow Customer Service immediately.
17. This product is not recommended for powering medical emergency equipment related to personal safety, including but not limited to medical grade ventilators (hospital CPAP: Continuous Positive Airway Pressure) or artificial lungs (ECMO: Extracorporeal Membrane Oxygenation). The product can be used to power a home ventilator (home CPAP) that does not have to be continuously monitored by professionals. Please follow your doctor's instructions and consult with the manufacturer for restrictions on the use of the equipment. If it is used for general medical equipment, please be sure to monitor the power status to ensure that the power does not run out.
18. When in use, power supply products will generate electromagnetic fields, which are likely to affect the normal operation of medical implants or personal medical equipment such as pacemakers, cochlear implants, hearing aids, defibrillators etc. If these types of medical equipment are being used, please contact the manufacturer to inquire about any restrictions on the use of such equipment. These measures are fundamental to ensure a safe distance between the medical implants (for example, pacemakers, cochlear implants, hearing aids, defibrillators etc.) and this product while in use.
19. AC Timeout Tip: The AC output port of the power station will automatically turn off if the port is idle for a certain period. When the power station is connected to intermittent loads like refrigerators or air conditioners, this feature may be triggered. To ensure continuous power supply for critical uses, such as storing medicines, vaccines, the perishables, or other valuable items in a refrigerator, set the power station's AC timeout interval to never in the EcoFlow app. Additionally, regularly check the power

station's battery level.



Operation of this equipment in a residential environment could cause radio interference.

Disposal>

1. If conditions permit, make sure that the battery is fully discharged before disposing it in a designated battery recycling bin. The product contains batteries with potentially dangerous chemicals, so it is strictly prohibited to dispose of it in ordinary trash cans. For more details, please follow the local laws and regulations on battery recycling and disposal.
2. If the battery cannot be fully discharged due to a product failure, please do not dispose of the battery directly in the battery recycling box. In such case, you should contact a professional battery recycling company for further processing.
3. Please dispose of over-discharged batteries that cannot be recharged.

Certification and Compliance

FCC Warning

This device complies with part 15 of the FCC Rules. Operation is subject to the following two conditions: (1) This device may not cause harmful interference, and (2) this device must accept any interference received, including interference that may cause undesired operation.

Any changes or modifications not expressly approved by the party responsible for compliance could void the user's authority to operate the equipment.

Note:

This equipment has been tested and found to comply with the limits for a Class B digital device, pursuant to part 15 of the FCC Rules. These limits are designed to provide reasonable protection against harmful interference in a residential installation. This equipment generates uses and can radiate radio frequency energy and, if not installed and used in accordance with the instructions, may cause harmful interference to radio communications. However, there is no guarantee that interference will not occur in a particular installation. If this equipment does cause harmful interference to radio or television reception, which can be determined by turning the equipment off and on, the user is encouraged to try to correct the interference by one or more of the following measures:

- Reorient or relocate the receiving antenna.
- Increase the separation between the equipment and receiver.
- Connect the equipment into an outlet on a circuit different from that to which the receiver is connected.
- Consult the dealer or an experienced radio/TV technician for help.

This equipment complies with FCC radiation exposure limits set forth for an uncontrolled environment.

This equipment should be installed and operated with minimum distance 20cm between the radiator & your body.

IC Warning

This device complies with Industry Canada licence-exempt RSS standard(s).
Operation is subject to the following two conditions:
(1) this device may not cause interference, and
(2) this device must accept any interference, including interference that may cause undesired operation of the device.

Le présent appareil est conforme aux CNR d'Industrie Canada applicables aux appareils radio exempts de licence. L'exploitation est autorisée aux deux conditions suivantes:

- (1) l'appareil ne doit pas produire de brouillage, et
- (2) l'utilisateur de l'appareil doit accepter tout brouillage radioélectrique subi, même si le brouillage est susceptible d'en compromettre le fonctionnement.

This Class B digital apparatus complies with Canadian ICES-003.

Cet appareil numérique de la classe B est conforme à la norme NMB-003 du Canada.

IC RF Statement:

When using the product, maintain a distance of 20cm from the body to ensure compliance with RF exposure requirements.



This marking indicates that this product should not be disposed of with other household waste within the EU. Recycle this product properly to prevent possible damage to the environment or a risk to human health via uncontrolled waste disposal and in order to promote the sustainable reuse of material resources. Please return your used product to an appropriate collection point or contact the retailer where you purchased this product. Your retailer will accept used products and return them to an environmentally-sound recycling facility.

Hereby, EcoFlow Inc. declares that the radio equipment type portable power station is in compliance with Directives 2014/53/EU, 2011/65/EU(RoHS), (EU) 2015/863(RoHS). The full text of the EU declaration of conformity is available at the following Internet address:

EU

<http://www.ecoflow.com/eu/eu-compliance>

UK

<http://www.ecoflow.com/uk/eu-compliance>

DE

<http://www.ecoflow.com/de/eu-compliance>

FR

<http://www.ecoflow.com/fr/eu-compliance>

